

# **FF5000**

*The Next Generation of Freight Feeder Aircraft*



*Proprietary to Freight Feeder Aircraft Corporation – Copyright August 2008*

**Freight Feeder™**  
AIRCRAFT CORPORATION

# FF5000

## ***Specifications and Performance***

The FF5000 is an all aluminum twin-engine, high-wing, un-pressurized, fixed gear, turboprop aircraft specifically designed as a utility air freight transport system. It satisfies an industry recognized need to cost-effectively feed containerized air cargo to the major hubs of the scheduled passenger carriers and the overnight express airlines.

The FF5000 was designed for optimum freight feed performance and operating economics . It has an amazing estimated 53.9% useful load to gross weight. Designed for the freight feed segment, but capable of 2,000 nm legs with a payload of 24,000 lbs, using less than 3,500 feet of runway, allows the FF5000 to meet its design mission of expanding air cargo capacity to many smaller cities and airports worldwide.

The FF5000 boasts the lowest cost per ton/mile and the highest volume to payload capacity of any aircraft in its class today. This means it will reach a maximum substantial payload weight before “cubing-out”. The design advantages of the FF5000 which include non-pressurized cargo bay, rugged fixed landing gear, “Off-the-Shelf” proven components, and the ability to integrate standard industry containers, make it the clear leader and the only next generation freight feeder on the market today.



# FF5000

## General Specifications

### Exterior Dimensions

Overall Length	116 ft
Wingspan	114 ft
Height	36 ft

### Cargo Bay Dimensions

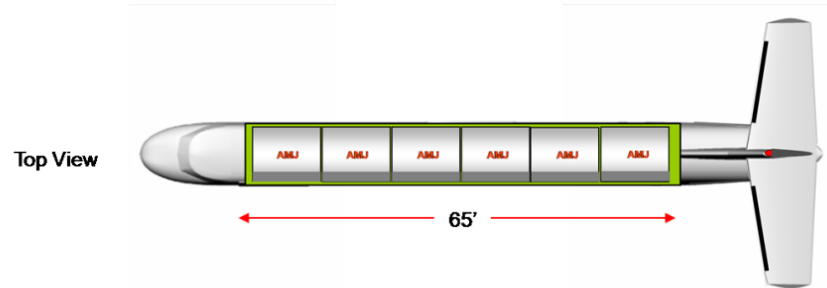

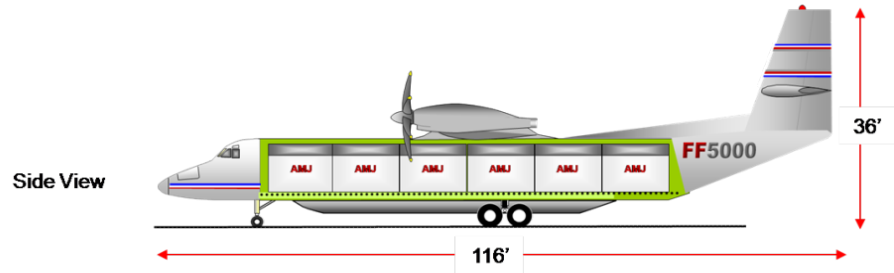
Length	65ft
Height	108 in
Width	108 in

### Weights

Max. Take Off	85,800 lb
Max Landing	83,200 lb
Zero Fuel	80,275 lb
Basic Empty	40,612 lb
Fuel Capacity	22,500 lb
Useful Load	45,188 lb

### Engines

2 Pratt & Whitney Canada Corp. PW150A	
Normal Takeoff Power	4,580 shp
Max. Power	5,071 shp
Max. Cruise Power	3,947 shp



# FF5000

## General Specifications

### Range Payload:

Max Range	2,175 nm
Max Range (Max Load) 35,000 lb Revenue Payload	878 nm
Containerized Payload Capacity M-1 ULD	35,000 lb 6

### Speeds:

Maximum Cruise	270 kt
Normal Cruise	250 kt
Long Range Cruise	230 kt
Vmo	297 kt
Vso (sea level)	91 kt

### Airfield Performance:

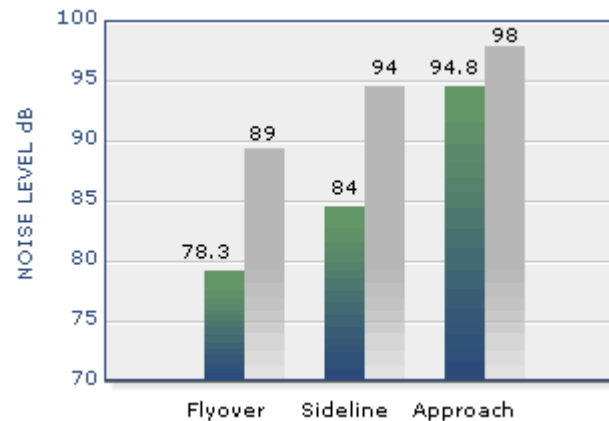
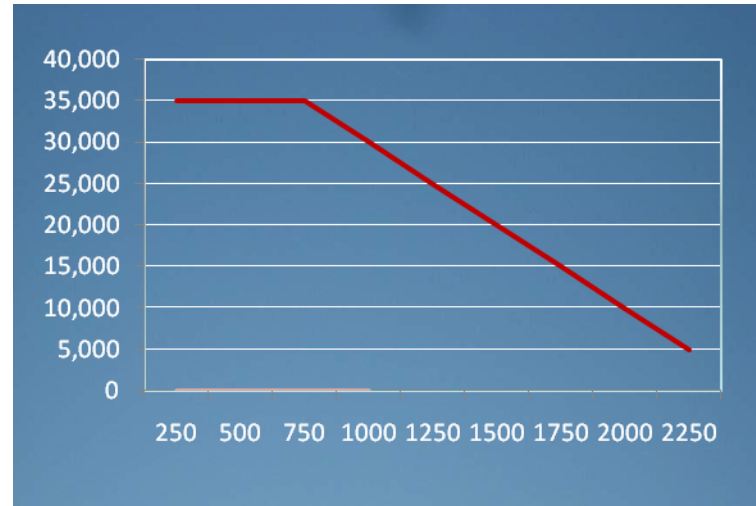
FAR takeoff field length (SL, ISA, MTOW)	3,498 ft
FAR landing field length (SL, ISA, MTOW)	2,057 ft

### Ceiling:

Max. operating altitude	25,000 ft
S.E. service	15,245 ft

### Noise Level:

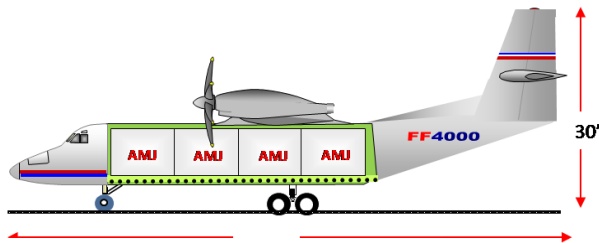
	FAR 36 EPNdB
Takeoff	78.3
Sideline	84.0
Approach	94.8



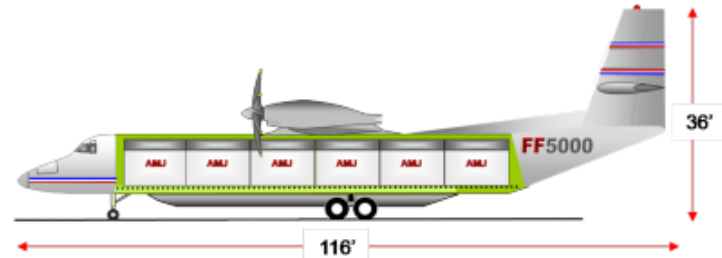
# Family of Freight Feeder Aircraft

The FF5000 and FF4000 have a high degree of commonality. They share the same fuselage cross-section, use the same basic systems, and are outfitted with a common cockpit that allows cross-crew qualification.

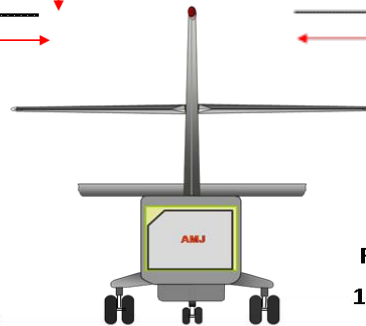
## FF4000



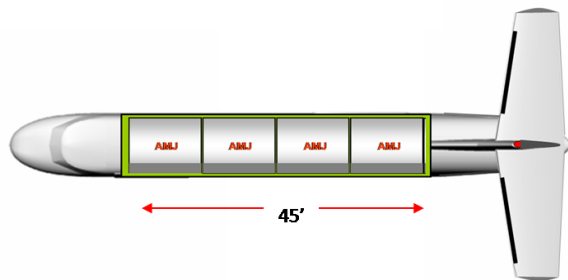
## FF5000



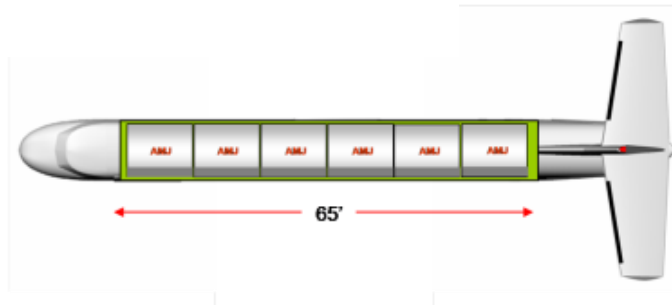
**Same fuselage cross-section**



Rear Door  
108" x 108"



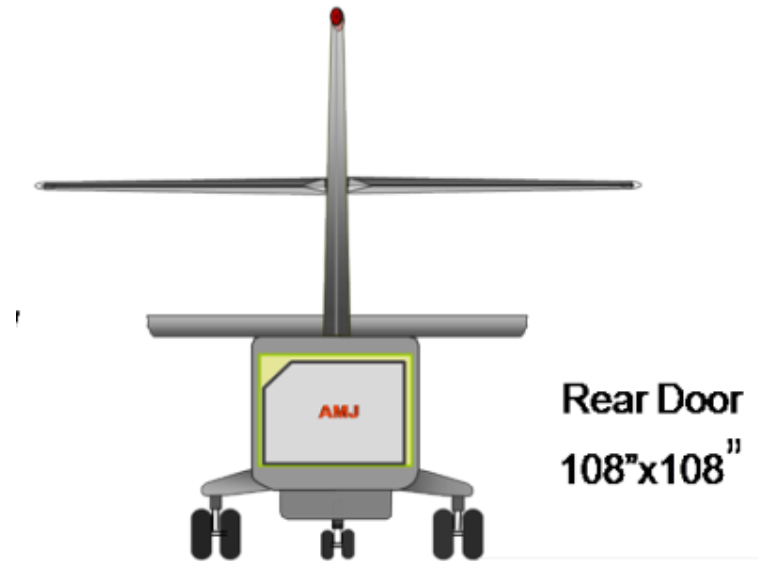
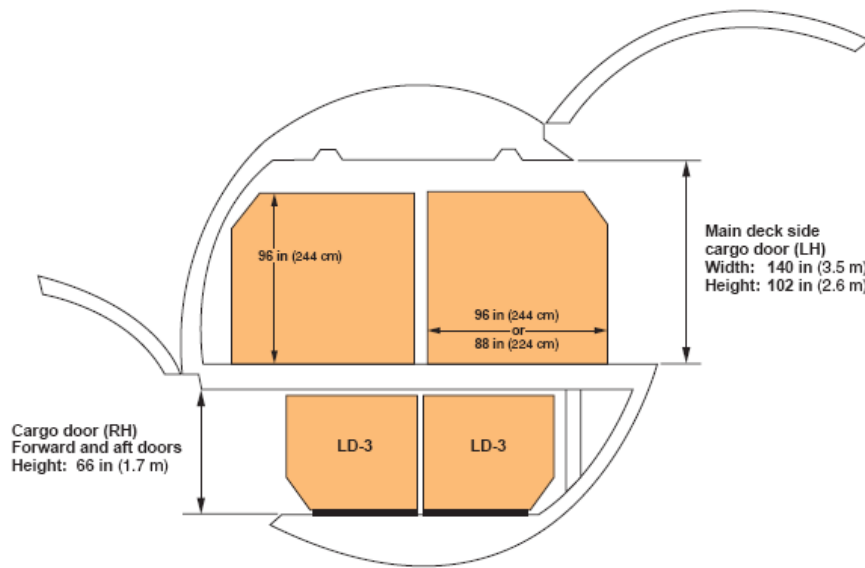
Top View



65'

# ***FF5000 Freight Feeder and Wide Body***

## **Cross Sections**



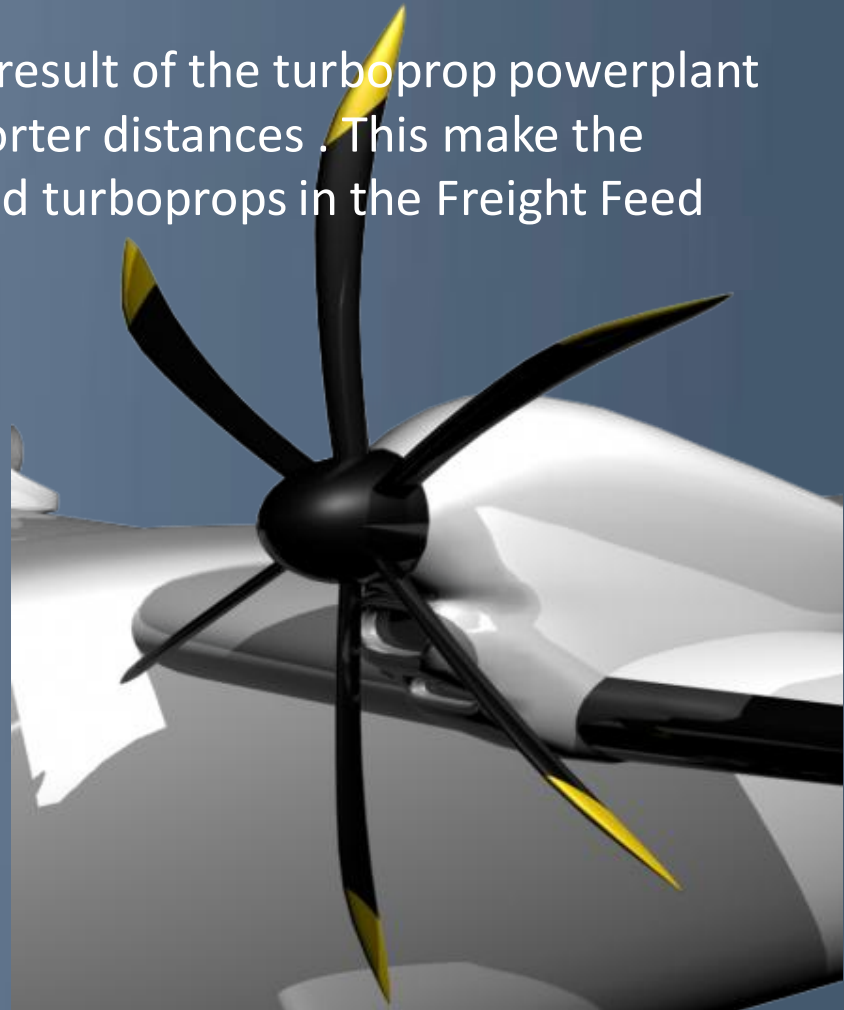
***Main Deck Container Capable***

# FF5000

## TurboProp Advantage

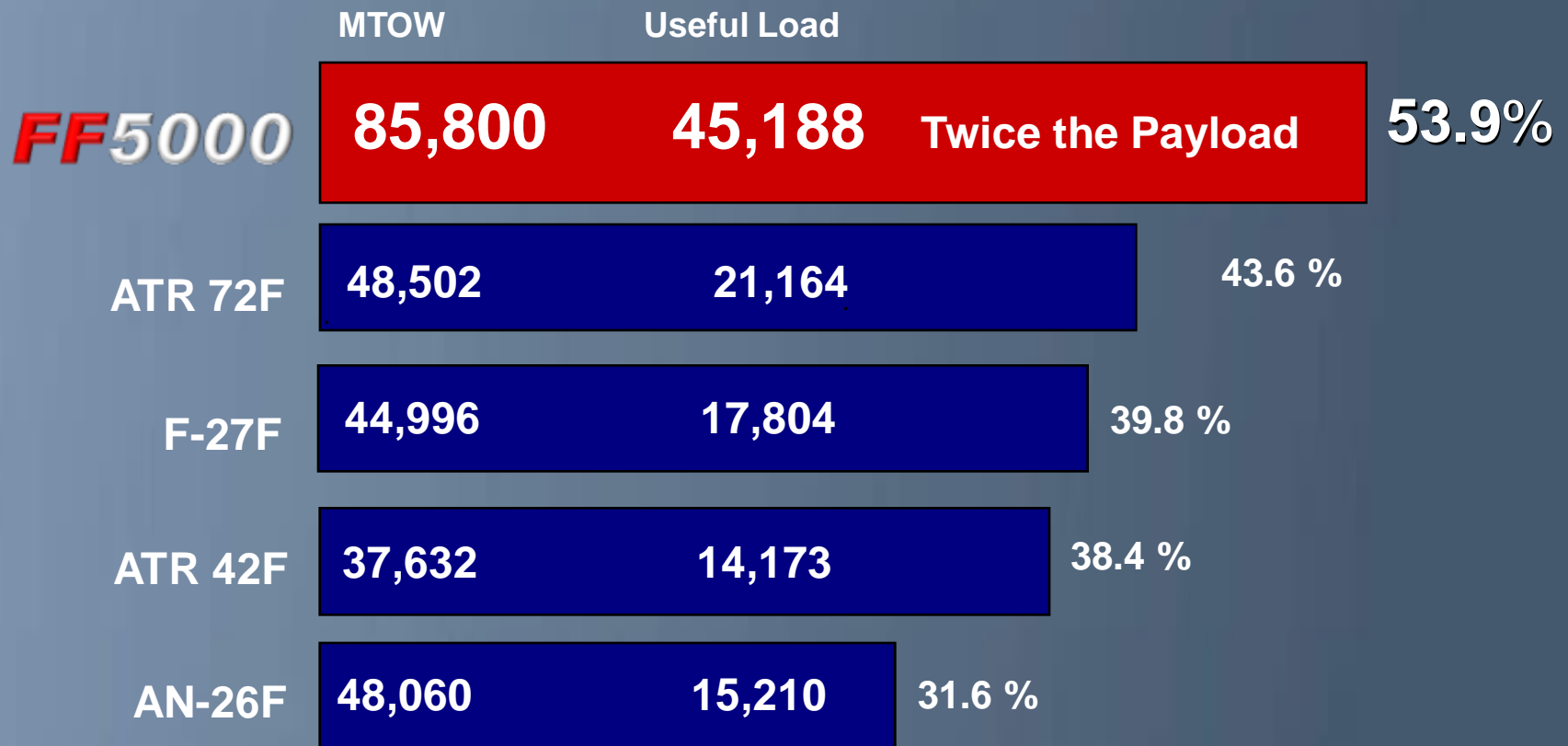
Significantly lower fuel burns are the result of the turboprop powerplant being more efficient, especially at shorter distances. This makes the significant difference between jets and turboprops in the Freight Feed segment economics.

NM	Payload (lbs)	Cost/lb
300	37,000	\$.07
400	36,000	\$.09
500	35,000	\$.12
600	34,000	\$.14
700	33,000	\$.16
800	32,000	\$.19



# Highest % of Useful Load to Gross Weight

Twice the Load Capability of other Aircraft in its Class



# **FF5000**

## **Range Payload**



**1 Flt Hr**  
**250 nm**  
**39,000 lbs**

**2 Flt hrs**  
**500 nm**  
**37,000 lbs**

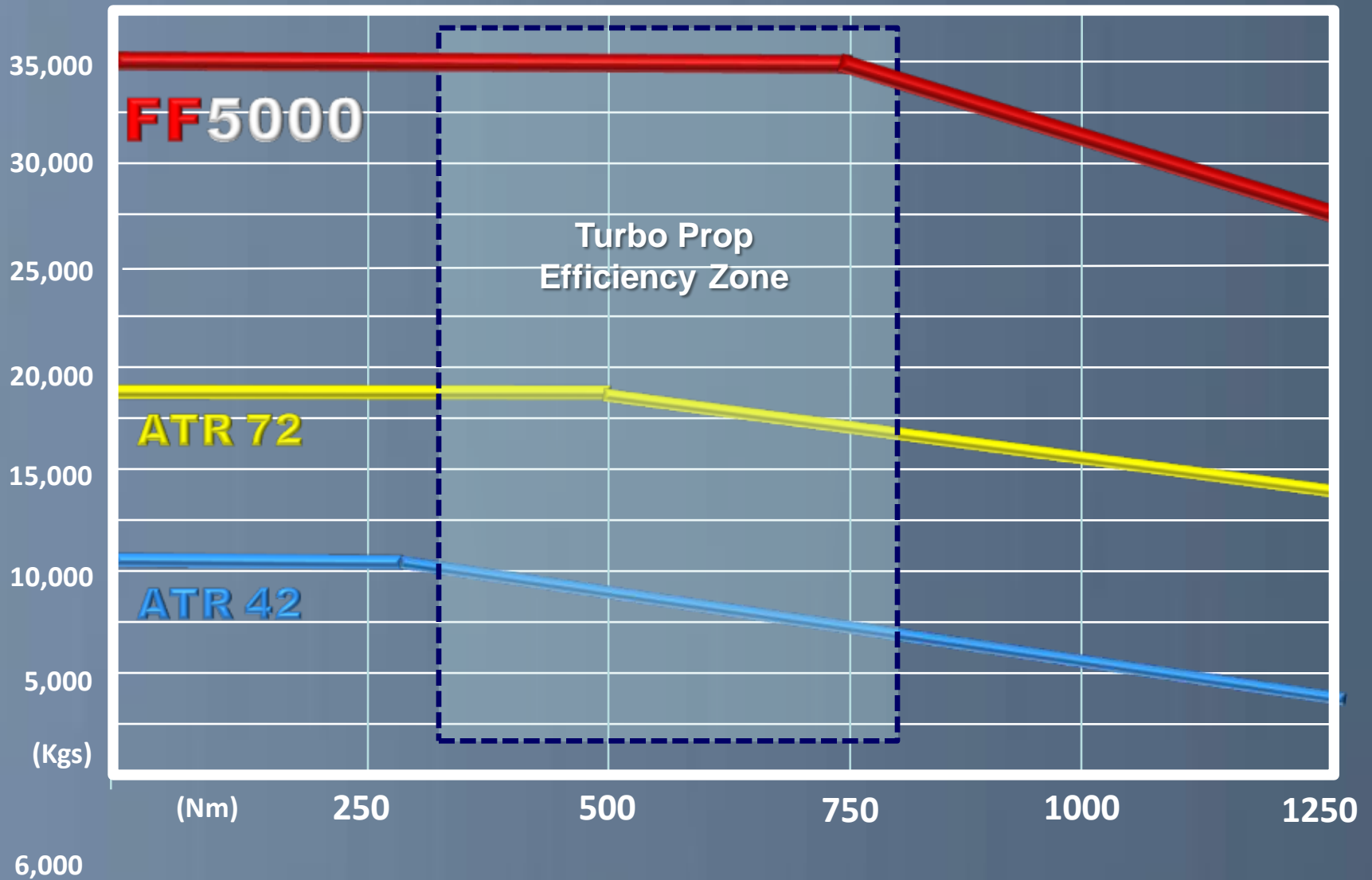
**3 Flt hrs**  
**750 nm**  
**35,000 lbs**

**4 Flt hrs**  
**1,000 nm**  
**33,000 lbs**

**Max Range - Payload**  
**2,175 nm - 22,000 lbs**

# FF5000

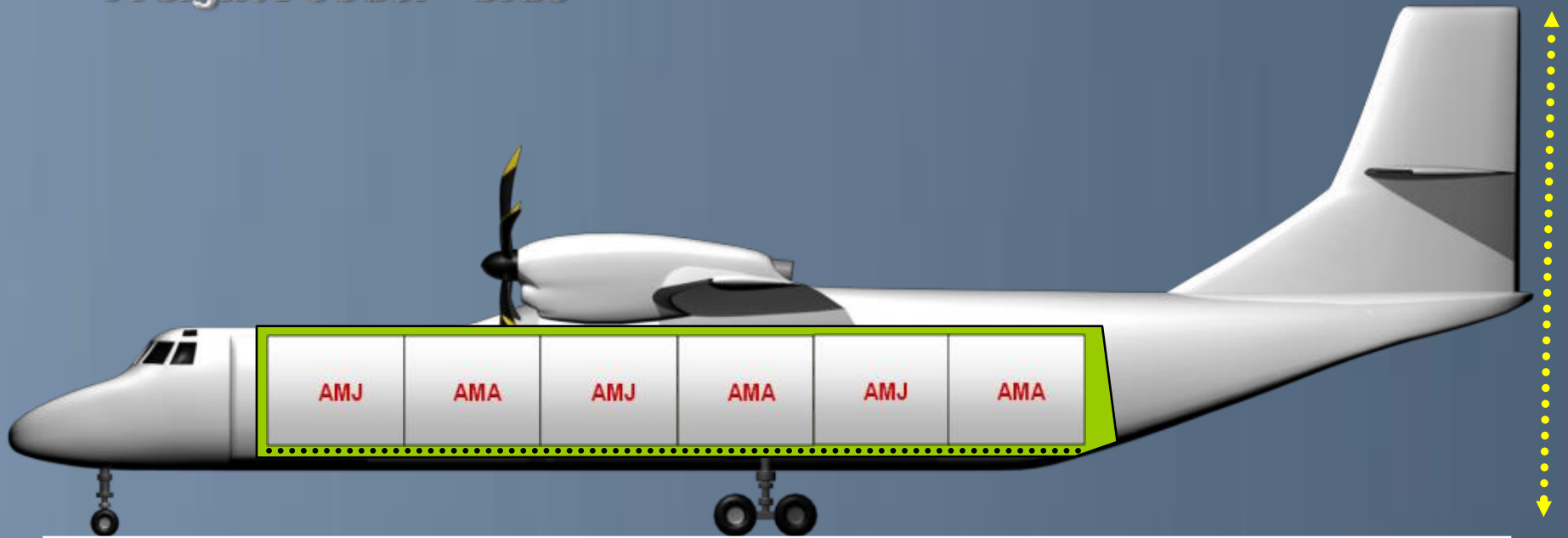
## Operational Range Payload Comparison



# FF5000

Freight Feeder - Side

Height  
36 ft




Overall Length 120 ft

**6 AMA or AMJ Capability**  
**Cargo-bay Capacity 5,265 cu/ft<sup>3</sup>**

# FF5000

Freight Feeder - Rear



7.8 ft Prop  
Ground  
Clearance

AMJ  
or AMA

Rear Cargo Door  
Raises Inward

# FF5000

Freight Feeder - Top

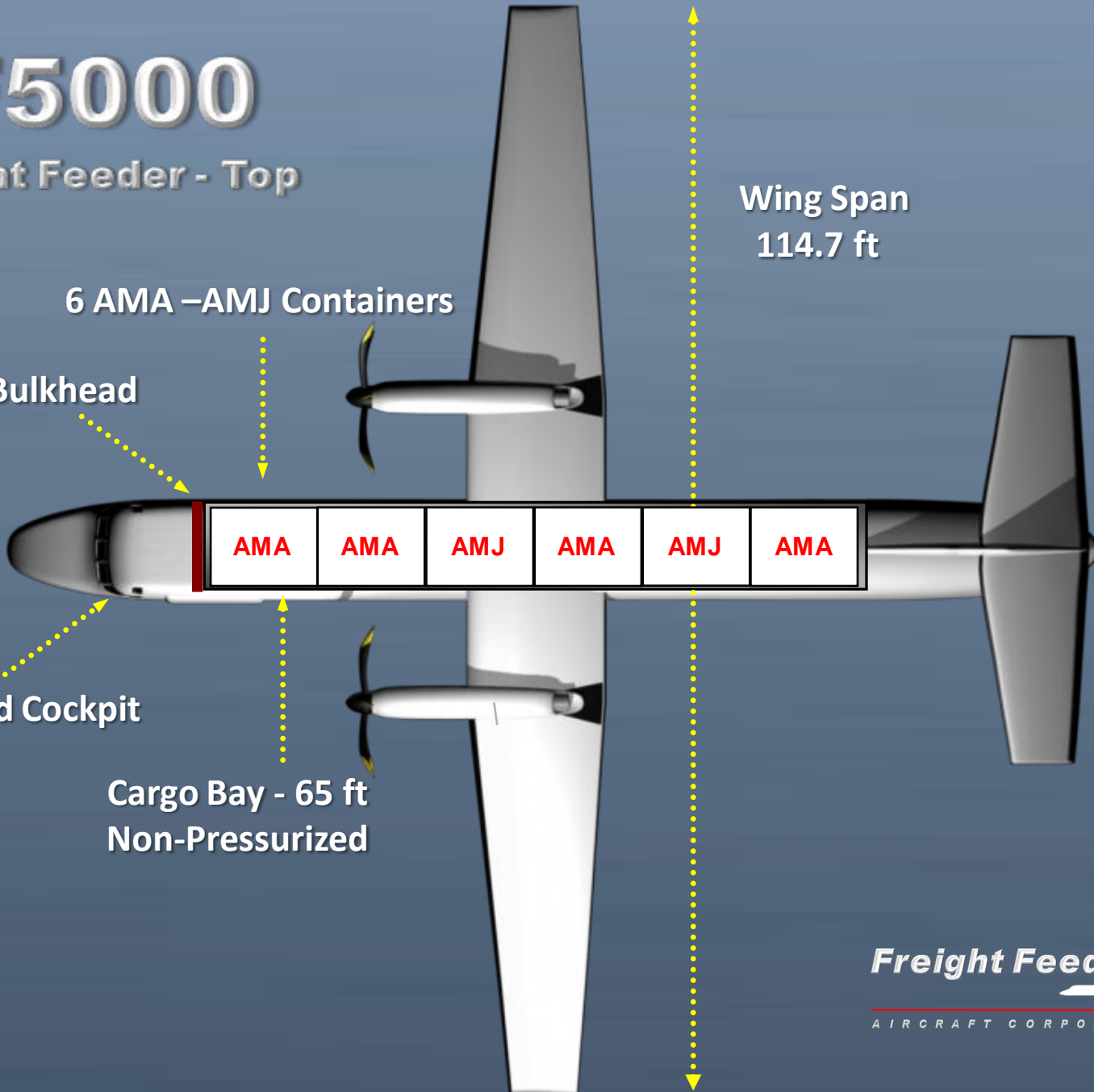
Wing Span  
114.7 ft

6 AMA - AMJ Containers

Pressure Bulkhead

Pressurized Cockpit

Cargo Bay - 65 ft  
Non-Pressurized



# FF5000



## The Competitive Advantage

**Fuel Cost** – Turboprops for passenger & cargo operation are in demand again.

**Reliability** - Time-sensitive cargo requires reliable, containerized equipment.

**Ageing Aircraft** - Converted aircraft maintenance cost are increasing faster.

**Turboprop Freighter** - Unbeatable economics up to 500-800 NM range

**Regional Aircraft** - Versatile asset, can take on many different missions.

# *Freight Feeder*™

---

A I R C R A F T C O R P O R A T I O N



## Corporate Offices

7339 Paseo Del Volcan  
Albuquerque, NM 87121  
(866) 654-3721

*[www.FreightFeeder.com](http://www.FreightFeeder.com)*